

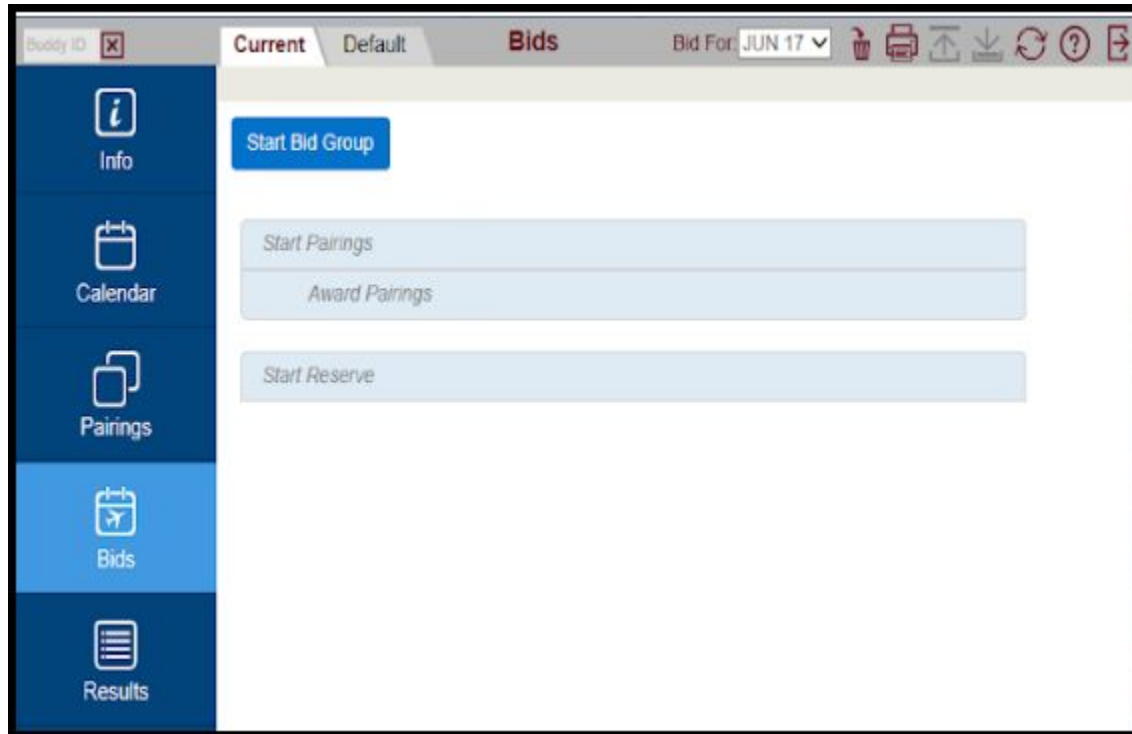
PBS BASIC BID

Prepared by
AFA PBS REPS

01/2023



BIDS TAB



Here you will enter, edit, and submit your Monthly Bid using either the Current or Default bid.

Click on the tab with the name of the bid to start adding or editing your preferences.

BID TYPES

CURRENT BID

- Can be submitted only between the 15th and 20th of the month (1200 CST)
- Does not carry over. It **will** erase each month
- If created, it will always be read; **even** if a default bid exists
- White Background

DEFAULT BID

- Can be submitted at any time
- Carries over from month to month **unless** the FA transfers, goes on a leave, or on TDY
- **Will only be used if no current bid exists**
- Yellow background



NOTE: PBS does not read both bids and does not jump from one bid to the other. Default bid will be used only if no Current bid exists.

USE YOUR DEFAULT BID !!!

**YOU WILL BE USING YOUR
DEFAULT BID, BECAUSE YOU
WILL MAKE VERY FEW
CHANGES TO IT DURING THE
FIRST MONTHS**



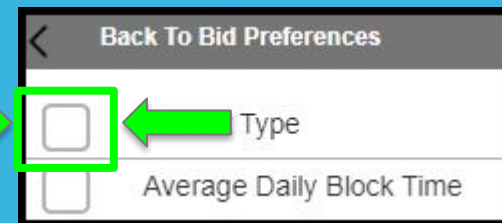
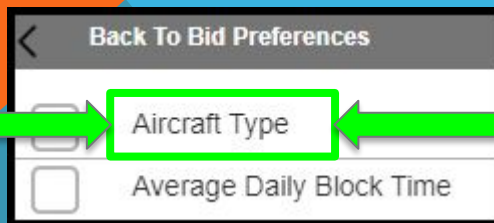
IMPORTANT!!!

TO ADD

ALWAYS CLICK
ON THE **WORDS**


TO REMOVE

CLICK ON THE
CHECKBOX

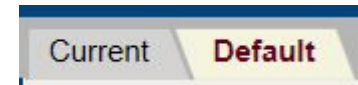


STARTING A PAIRINGS BID GROUP

1. Click the **Bids** Tab



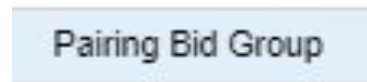
2. Select Bid Type – **Default Tab**



3. Click Add Bid Group



4. Click




5. Click



WAIVE BID PREFERENCES

Waivers are used to allow certain pairing combinations that otherwise would be not possible due to contractual restrictions. Their use is optional and it is the bidder's choice to use some or all of them.

1. Click **Waive**
2. Select the waiver you want to use, one at a time
3. Each time clicking 

Minimum 2 Days Off In A Row

Waive the required 2 days off every time you are awarded a day off. This reduces the minimum days off from 2 to 1.

No Same Day Pairings

Allows PBS to award a pairing beginning the same day another pairing ends, providing you meet all legalities.

1 Day Off in 7

Allow 24 hours free from duty in lieu of a calendar day in domicile per 7-day period.

WAIVERS

MINIMUM 2 DAYS OFF IN A ROW

AEX 12:21 013:19 28285 F1	GCK [REDACTED]	TYR 11:43		ABI 13:35 016:29 28307 F1	SPS [REDACTED]	ABI 14:02		ELP 14:43 004:00 02548 F1	RDU Jul4 21:31
---------------------------------------	-------------------	--------------	--	---------------------------------------	-------------------	--------------	--	---------------------------------------	----------------------

NO SAME DAY PAIRING

GRK 14:44 013:56 02549 F2		SGF 07:43							
				SPS 21:45 010:26 28425 F1	RPT [REDACTED]	SPI 17:41			

1 DAY OFF IN 7

DSM 07:50 013:07 02166 F1	AVI [REDACTED]	CAE 09:41		LIT 11:40 011:25 02401 F1	ROC [REDACTED]	AVI 11:55		SGF 15:27 012:20 02583 F2	DAY 09:43
---------------------------------------	-------------------	--------------	--	---------------------------------------	-------------------	--------------	--	---------------------------------------	--------------

SET CONDITION

1. Select Set Condition

Home	Close
Apply	Reset All
Start Bid Group	
Prefer Off	
Award Pairings	
Avoid Pairings	
Instruction	
✓	Set Condition
Waive	

1. Select Minimum Credit Window

1. Click



- PBS has three credit targets: Minimum credit (65), Normal Credit (75), and Maximum Credit (91)
- The credit window is the target of hours PBS must reach to complete your pairings block
- The lowest number of minimum credit lines awarded will never be less than 5% of the domicile population. But depending on the targets it may be awarded to more than 5%.
- That is why it is so important to include Set Condition Minimum Credit in your pairings bid group.
- This will not guarantee that you will hold a line, but it does increase the chances.

AWARD PAIRINGS

1. Select Award Pairings

Start Bid Group
Prefer Off
✓ Award Pairings
Avoid Pairings
Instruction
Set Condition
Waive

1. Then Select Average Daily Credit (average of hours per day on a pairing)

Aircraft Type
Average Daily Block Time
✓ Average Daily Credit

3. Click -Select-

4. Select:

3. On:

^	^
000	00
v	v

3. Change the credit hours 000 to 006


4. Click [Apply](#)


5. Change the 006 to 005 and [Apply](#)

6. Change 005 to 004 and [Apply](#)

7. Change 004 to 003 and [Apply](#)

AWARD PAIRINGS

8. Click on 
9. Then Click on the check mark on Average Daily Credit to deselect it
10. Scroll down to  and click

8. Click on 
9. Click on the base so it turns dark gray, with a check mark

**Example: 


10. Click apply 

- This is how your bid should look if you used all waivers
- If you did not use all the waivers, it should be similar but without 2, 3, and 4

1	Pairing Bid Group
2	Waive Minimum 2 Days Off In A Row
3	Waive No Same Day Pairings
4	Waive 1 Day Off in 7
5	Set Condition Minimum Credit Window
6	Award Pairings If Average Daily Credit > 006:00
7	Award Pairings If Average Daily Credit > 005:00
8	Award Pairings If Average Daily Credit > 004:00
9	Award Pairings If Average Daily Credit > 003:00
10	Award Pairings If Pairing Check-In Station ORD

- Your Pairings Bid is complete, let's Submit so we do not lose the work done

- Click on the Submit symbol



Now that your Pairings Bid is ready...